


<b>I(a) Statement Shareholding Pattern</b>			
<b>Name of the Company :Kemp &amp; Company Limited</b>			
<b>Script Code:506530</b>		<b>Class of Security:EQUITY</b>	
<b>AS ON</b>	<b>NSDL DATA:31/03/2015</b>	<b>CDSL DATA: 31/03/2015</b>	
<b>Partly Paid-up shares</b>	<b>No. of Partly Paid-up shares</b>	<b>As a % of total no. of Partly paid-up shares</b>	<b>As a % of total no. of shares of the Company</b>
Held by promoter/Promoter group	0	0	0
Held by public	0	0	0
<b>Total</b>	<b>0</b>	<b>0</b>	<b>0</b>
<b>Outstanding convertible securities</b>	<b>No. of Outstanding securities</b>	<b>As a % of total No. of Outstanding convertible securities</b>	<b>As a % of total No. of shares of the company, assuming full conversion of the convertible securities</b>
Held by promoter/Promoter group	0	0	0
Held by Public	0	0	0
<b>Total</b>	<b>0</b>	<b>0</b>	<b>0</b>
<b>Warrants</b>	<b>No. of Warrants</b>	<b>As a % of total no. of warrants</b>	<b>As a % of total No. of shares of the company, assuming full conversion of the convertible Warrants</b>
Held by promoter/Promoter group	0	0	0
Held by Public	0	0	0
<b>Total</b>	<b>0</b>	<b>0</b>	<b>0</b>
<b>Total paid-up capital of the company, assuming full conversion of warrants and convertible securities</b>	<b>1080200</b>		



Kemp & Company Limited								
Category code	Category of Shareholder	Number of Shareholders	Total number of Shares	Number of Shares held in dematerialized form	Total Shareholding as a percentage of total number of shares		Shares pledged (or otherwise encumbered)	
(I)	(II)	(III)	(IV)	(V)	As a percentage of (A+B) (VI)	As a percentage of (A+B+C) (VII)	Number of shares (VIII)	As a percentage (IX) = (VIII)/(IV)*100
(A)	PROMOTER AND PROMOTER GROUP							
[1]	INDIAN							
	INDIVIDUALS / HINDU UNDIVIDED FAMILY	0	0	0	0	0	0	0
	CENTRAL GOVERNMENT / STATE GOVERNMENT(S)	0	0	0	0	0	0	0
	BODIES CORPORATE	3	772480	772480	71.51	71.51	0	0
	FINANCIAL INSTITUTIONS / BANKS	0	0	0	0	0	0	0
	ANY OTHER (SPECIFY)	0	0	0	0	0	0	0
	Sub Total	3	772480	772480	71.51	71.51	0	0
[2]	FOREIGN							
	INDIVIDUALS (NON-RESIDENT INDIVIDUALS / FOREIGN INDIVIDUALS)	0	0	0	0	0	0	0
	BODIES CORPORATE	0	0	0	0	0	0	0
	INSTITUTIONS	0	0	0	0	0	0	0
	QUALIFIED FORE. INVESTOR-CORPORATE	0	0	0	0	0	0	0
	QUALIFIED FORE. INVESTOR-IND	0	0	0	0	0	0	0
	ANY OTHER (SPECIFY)	0	0	0	0	0	0	0
	Sub Total	0	0	0	0	0	0	0
	Total (A)	3	772480	772480	71.51	71.51	0	0
(B)	PUBLIC SHAREHOLDING							
[1]	INSTITUTIONS							
	MUTUAL FUNDS / UTI	0	0	0	0	0	0	0
	FINANCIAL INSTITUTIONS / BANKS	4	1500	680	0.14	0.14	0	0
	CENTRAL GOVERNMENT / STATE GOVERNMENT(S)	0	0	0	0	0	0	0
	VENTURE CAPITAL FUNDS	0	0	0	0	0	0	0
	INSURANCE COMPANIES	0	0	0	0	0	0	0
	FOREIGN INSTITUTIONAL INVESTORS	0	0	0	0	0	0	0
	FOREIGN VENTURE CAPITAL INVESTORS	0	0	0	0	0	0	0
	QUALIFIED FORE. INVESTOR-CORPORATE	0	0	0	0	0	0	0
	QUALIFIED FORE. INVESTOR-IND	0	0	0	0	0	0	0
	Sub Total	4	1500	680	0.14	0.14	0	0
[2]	NON-INSTITUTIONS							
	BODIES CORPORATE	16	105604	99431	9.78	9.78	0	0
	INDIVIDUAL SHAREHOLDERS HOLDING NOMINAL SHARE CAPITAL UPTO RS. 1 LAKH.	752	38548	17636	3.57	3.57	0	0
	INDIVIDUAL SHAREHOLDERS HOLDING NOMINAL SHARE CAPITAL IN EXCESS OF RS. 1 LAKH	1	161050	161050	14.91	14.91	0	0
	QUALIFIED FORE. INVESTOR-CORPORATE	0	0	0	0	0	0	0
	QUALIFIED FORE. INVESTOR-IND	0	0	0	0	0	0	0
	CLEARING MEMBER	3	59	59	0.01	0.01	0	0
	FOREIGN PORTFOLIO INVESTOR (CORPORATE)	0	0	0	0	0	0	0
	FOREIGN PORTFOLIO INVESTOR (INDIVIDUAL)	0	0	0	0	0	0	0
	MARKET MAKER	0	0	0	0	0	0	0
	OFFICE BEARERS	0	0	0	0	0	0	0
	FOREIGN NATIONALS	1	20	0	0	0	0	0
	NON RESIDENT INDIANS (REPAT)	6	717	27	0.07	0.07	0	0
	NON RESIDENT INDIANS (NON REPAT)	2	202	202	0.02	0.02	0	0
	FOREIGN COMPANIES	0	0	0	0	0	0	0
	OVERSEAS BODIES CORPORATES	0	0	0	0	0	0	0
	FREINDS & ASSOCIATES	0	0	0	0	0	0	0
	HOLDING COMPANY	0	0	0	0	0	0	0
	HINDU UNDIVIDED FAMILY	0	0	0	0	0	0	0
	TRUSTS	1	20	20	0	0	0	0
	Sub Total	782	306220	276425	28.35	28.35	0	0
	Total (B)	786	307720	279105	28.49	28.49	0	0
	Total (A)+(B)	789	1080200	1051585	100	100	0	0
(C)	SHARES HELD BY CUSTODIANS AND AGAINST WHICH DEPOSITORY RECEIPTS HAVE BEEN ISSUED							
	SHARES HELD BY CUSTODIANS	0	0	0	0	0	0	0
	Sub Total	0	0	0	0	0	0	0
	Total (C)	0	0	0	0	0	0	0
	Total (A)+(B)+(C)	789	1080200	1051585	100	100	0	0

GENERATED ON : 02/04/2015


NSDL : 31/03/2015

CDSL : 31/03/2015



Kemp & Company Limited															
(VI) STATEMENT SHOWING HOLDING OF SECURITIES (INCLUDING SHARES, WARRANTS, WARRANTS, CONVERTIBLE SECURITIES) OF PERSONS BELONGING TO THE CATEGORY 'PROMOTER AND PROMOTER GROUP'															
Sr. No.	NAME OF THE SHAREHOLDER	NO. OF SHARES HELD	TOTAL SHARES HELD	ENCUMBERED SHARES	ENCUMBERED SHARES	ENCUMBERED SHARES	AS A % OF GRAND TOTAL (A)+(B)+(C) OF SUB-CLAUSE (I)(a) (VII)	AS A PERCENTAGE (VI)=(V)/(III)*100	AS A % OF GRAND TOTAL (A)+(B)+(C) OF SUB-CLAUSE (I)(a) (VII)	PAN	Number of warrants held (VII)	As a % total number of warrants of the same class (IX)	Number of convertible securities held (X)	As a % total number of convertible securities of the same class (XI)	Total shares (including underlying shares assuming full conversion of warrants and convertible securities) as a % of diluted share capital (XII)
(I)	(II)	(III)	(IV)	(V)	(VI)	(VII)	(VIII)	(IX)	(X)	(XI)	(XII)	(XIII)	(XIV)	(XV)	(XVI)
1	VIBHUTI INVESTMENTS COMPANY LTD.	735870	68.1235	0	0	0	0	0	0	AAACV1258N	0	0	0	0	68.1235
2	D G P SECURITIES LIMITED	36260	3.3568	0	0	0	0	0	0	AABC84946F	0	0	0	0	3.3568
3	ALCON FINANCE & INVESTMENTS LTD.	350	0.0324	0	0	0	0	0	0	AAACA3962A	0	0	0	0	0.0324
	<b>Total:</b>	<b>772480</b>	<b>71.5127</b>	<b>0</b>	<b>0</b>	<b>0</b>	<b>0</b>	<b>0</b>	<b>0</b>						<b>71.5127</b>

GENERATED ON : 02/04/2015 NSDL : 31/03/2015 CDSL : 31/03/2015



Kemp & Company Limited									
(I)(C)(i) STATEMENT SHOWING HOLDING OF SECURITIES (INCLUDING SHARES, WARRANTS, CONVERTIBLE SECURITIES) OF PERSONS BELONGING TO THE CATEGORY 'PUBLIC' AND HOLDING MORE THAN 1% OF THE TOTAL NUMBER OF SHARES									
Sr. No.	NAME(S) OF THE SHAREHOLDER	NUMBER OF SHARES HELD	TOTAL NUMBER OF SHARES (i.e. GRAND TOTAL (A)+(B)+(C) INDICATED IN STATEMENT AT PARA (I)(a) ABOVE )	PAN	NUMBER OF WARRANTS HELD	WARRANTS OF THE SAME CLASS	NUMBER OF CONVERTIBLE SECURITIES HELD	% W.R.T TOTAL NUMBER OF CONVERTIBLE SECURITIES OF THE SAME CLASS	TOTAL SHARES (INCLUDING UNDERLYING SHARES ASSUMING FULL CONVERSION OF WARRANTS AND CONVERTIBLE SECURITIES) AS A % OF DILUTED SHARE CAPITAL
1	GITA PIRAMAL	161050	14,9093						14,9093
2	DGP ENTERPRISES PVT LTD	53000	4,9065						4,9065
3	DGP CAPITAL MANAGEMENT LTD.	44000	4,0733						4,0733
	<b>Total:</b>	258050	23,8891						23,8891

GENERATED ON : 02/04/2015 NSDL : 31/03/2015 QDSL : 31/03/2015



Kemp & Company Limited									
(V)(ii) STATEMENT SHOWING HOLDING OF SECURITIES (INCLUDING SHARES, WARRANTS, CONVERTIBLE SECURITIES) OF PERSONS (TOGETHER WITH PAC) BELONGING TO THE CATEGORY 'PUBLIC AND HOLDING MORE THAN 5% OF THE TOTAL NUMBER OF SHARES OF THE COMPANY									
SR. NO.	NAME(S) OF THE SHAREHOLDER(S) AND THE PERSONS ACTING IN CONCERT(PAC) WITH THEM	NUMBER OF SHARES	SHARES AS A PERCENTAGE OF TOTAL NUMBER OF SHARES (i.e. GRAND TOTAL (A)+(B)+(C) INDICATED IN STATEMENT AT PARA (I)(a) ABOVE)	PAN	NUMBER OF WARRANTS HELD	NUMBER OF WARRANTS OF THE SAME CLASS	NUMBER OF CONVERTIBLE SECURITIES HELD	% W. R. T. TOTAL NUMBER OF CONVERTIBLE SECURITIES OF THE SAME CLASS	TOTAL SHARES (INCLUDING UNDERLYING SHARES ASSUMING FULL CONVERSION OF WARRANTS AND CONVERTIBLE SECURITIES) AS A % OF DILUTED SHARE CAPITAL
1	GITA PIRAMAL	161050	14.9093						14.9093
	Total :	161050	14.9093						14.9093

GENERATED ON : 02/04/2015 NSDL : 31/03/2015 CDSL : 31/03/2015




Kemp & Company Limited			
I (d) STATEMENT SHOWING DETAILS OF LOCKED - IN SHARES			
Sr. No.	NAME OF SHAREHOLDER	NUMBER OF LOCKED-IN SHARES	Promotor/Promotor Group/Public
		LOCKED-IN SHARES AS A (%)PERCENTAGE OF TOTAL NUMBER OF SHARES (i.e., GRAND TOTAL (A)+(B)+(C) INDICATED IN STATEMENT AT PARA (I)(a) ABOVE }	
<b>Total :</b>		0	0

GENERATED ON : 02/04/2015

NSDL : 31/03/2015

CDSL : 31/03/2015



Kemp & Company Limited


II (a) STATEMENT SHOWING DETAILS OF DEPOSITORY RECEIPTS(DRs)

Sr.No.	NAME OF THE DR HOLDER	NUMBER OF SHARES UNDERLYING OUTSTANDING DRs	SHARES UNDERLYING OUTSTANDING DRs AS A PERCENTAGE OF TOTAL NUMBER OF SHARES (i.e., GRAND TOTAL (A)+(B)+(C) INDICATED IN STATEMENT AT PARA(I)(e)ABOVE }
	Total :	0	0

GENERATED ON : 02/04/2015

NSDL : 31/03/2015

CDSL : 31/03/2015



**Kemp & Company Limited**

II (b) STATEMENT SHOWING HOLDING OF DEPOSITORY RECEIPTS (DRs), WHERE UNDERLYING SHARES ARE IN EXCESS OF 1% OF THE TOTAL NUMBER OF SHARES				
Sr. No.	NAME OF THE DR HOLDER	TYPE OF OUTSTANDING DR(ADRs,GDRs, SDRs,etc.)	NUMBER OF SHARES UNDERLYING	SHARES UNDERLYING OUTSTANDING DRs AS A PERCENTAGE OF TOTAL NUMBER OF SHARES(i.e.,GRAND TOTAL (A)+(B)+(C) INDICATED IN STATEMENT
			0	
	<b>Total :</b>		0	

GENERATED ON : 02/04/2015      NSDL : 31/03/2015      CDSL : 31/03/2015

